
DB2 and PHP

New features, best practices on IBM i



Alan Seiden Consulting

alanseiden.com

Alan's PHP on IBM i focus

- Consultant to innovative IBM i and PHP users
- PHP project leader, Zend/IBM Toolkit
- Contributor, Zend Framework DB2 enhancements
- Award-winning developer
- Authority, web performance on IBM i

Founder, Club Seiden

The logo for Club Seiden is centered on a dark blue background. The text "Club Seiden" is in a large, white, sans-serif font. Above the letter 'i' in "Seiden", there are three small white squares of increasing size, arranged in a diagonal line. Below the main text, the tagline "Where open source and IBM i meet" is written in a smaller, white, sans-serif font. A thin white arc is positioned under the "i" in "IBM".

Club Seiden
Where open source and IBM i meet

club.alanseiden.com

Contact information

Alan Seiden

alan@alanseiden.com

201-447-2437

alanseiden.com

twitter: @alanseiden

Today's discussion will include:

- **Uniqueness of DB2 for IBM i**
- **Which DB2-enabled middleware to use with PHP**
- **Securing your SQL with prepared queries**
- **Connection options for speed and reliability**
 - Persistent connections
 - Library lists
- **What's NEW in `ibm_db2`**
- **Connecting from “off the box”**
- **Many other tips**

Why learn DB2 best practices?

- **As chief database on IBM i, DB2 runs these:**
 - Most transaction processing systems
 - Stored procedures
 - “XMLSERVICE” Toolkit
 - Accessible with db2 stored procedures from PHP
- **DB2 knowledge will help you:**
 - Maximize speed
 - Reduce CPU usage
 - Maximize reliability
 - Avoid unexpected locking and other operational problems

Heart of IBM i is DB2

- **DB2 built in**
 - Transaction processing workhorse
 - Database implemented below operating system level!
 - IBM i's "Machine Interface (MI)" between OS and hardware
 - Journaling, auditing, commitment control very commonly used
 - Never corrupted
 - Doesn't lose data even if knock out power plug
- **Database often taken for granted**
 - So self-managing, DBAs are rare

Reliable

Nondisruptive business growth

- **Scales vertically**

- One system can handle large and diverse workloads
 - Total Cost of Ownership (TCO), including reduced operator costs, is said to be competitive or cheaper than assembling server farms
- Can activate additional processors without restarting system

- **Dependable**



Steve Pitcher @stevencpitcher

2 Jun

#IBMi is impervious to viruses, malware, hackers, mother-in-laws and the zombie apocalypse. #powersystems

- Resistant to viruses
 - Object-based system since the 1970s
- Journaling, commitment control, replication, high availability
- Security features galore
- Keeps on running
 - You will sleep soundly at night

IBM i can “phone home”

Additional Message Information

```
Message ID . . . . . : CPIEF03      Severity . . . . . : 40
Message type . . . . . : Information
Date sent . . . . . : 03/21/13      Time sent . . . . . : 00:12:15
```

```
Message . . . . . : Service Agent has sent a service request with service
                    assigned number 52369.
```

```
Cause . . . . . : A service request has been sent. No further action is
                    required. If this request was placed to IBM, an IBM Service representative
                    will be contacting you soon. If a PTF was downloaded for this problem, you
                    may not be contacted by IBM. If the request was sent to a service provider,
                    other than IBM, the service assigned number will be blank or contain <SVD>.
```

Queue .
Library
Severity

Type req
Writer
5 writ
Clean

```
Remote device rejected an attempt by the writer to open a connection.
Remote device rejected an attempt by the writer to open a connection.
Remote device rejected an attempt by the writer to open a connection.
Message CPF2618 not monitored. Affected object name is TAPMLB02.
Automatic configuration created device description TAPMLB02.
Automatic configuration created device description TAP03.
```

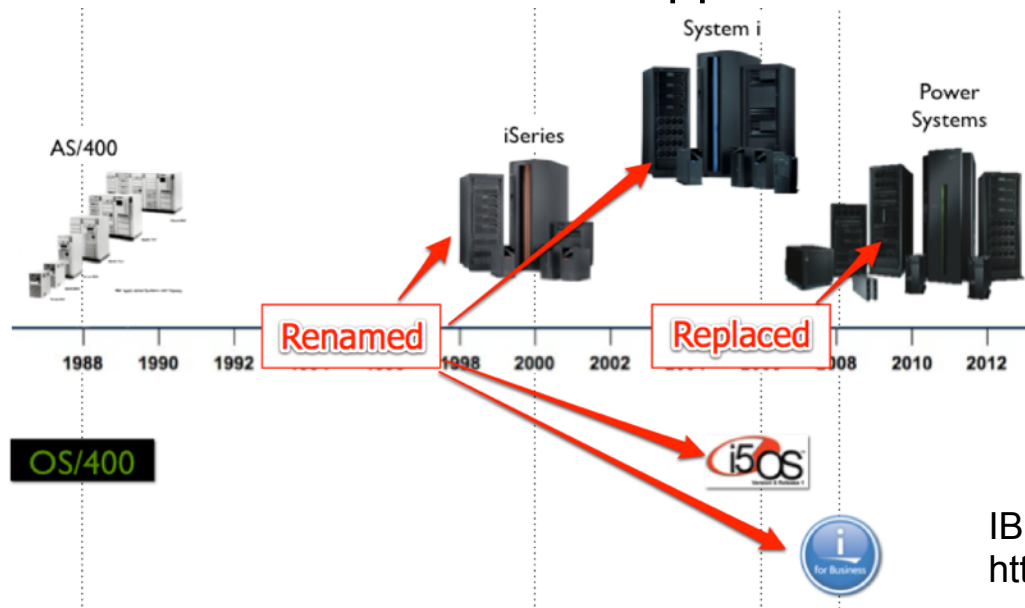
```
* *Attention* Contact your hardware service provider now.
Service Agent is analyzing your system product activity log entries.
Service Agent has sent a service request with service assigned number
52369.
```

Bottom

```
F3=Exit      F11=Remove a message      F12=Cancel
F13=Remove all  F16=Remove all except unanswered  F24=More keys
* - Work with problem allowed for message.
```

Data and programs last forever

- **IBM has been dedicated to legacy app longevity and data longevity**
 - RPG (and occasionally COBOL) running for 30-40 years
 - DB2 data evolving 30-40 years
 - Middleware insulates applications from hardware changes



IBM i Heritage chart from Trevor Perry
<http://blog.angustheitchap.com/?p=415>

Long-serving back ends, new front ends

- **What does this mean to you?**
 - RPG and DB2, mature and evolving for years, can be part of your data model, accessed by PHP
 - Create web GUI interfaces and web services around these venerable resources
 - Business logic is encapsulated in RPG/COBOL/DB2
 - You can keep your hands somewhat clean of business details

DB2 on IBM i is...

- **Fully integrated business database**

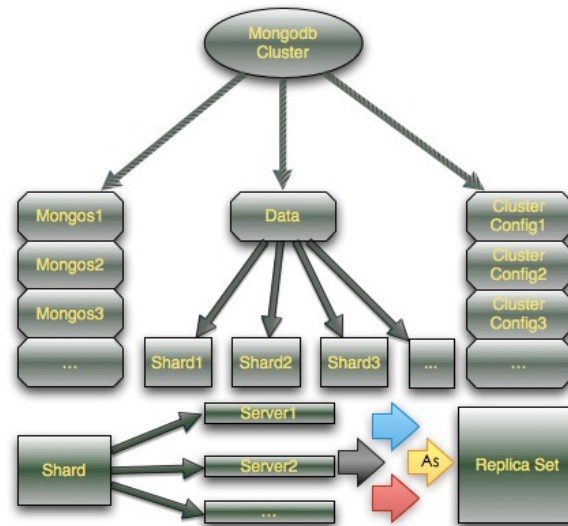
- Coded at the kernel level (below the OS)
 - Other database systems are .exe files
- User profiles = real IBM i user profiles
 - Security, logging, auditing consistent throughout the system
 - Other databases have “pretend” users whose security is enforced only by database code
- Always present and available
 - No daemon that can be ended or hacked
 - “Who shut down the database?” Not on IBM i!

DB2 on IBM i is...

- **Indestructible, low maintenance (cost-effective)**

- Data corruption almost unheard of
- 30+ years of work for reliability and throughput
- DBA-less operation. Scale vertically. Add disk and go!

- DB2 on i is **not** this:



Disclaimer: Not singling out other databases as “bad.” A NoSQL database such as Mongo prizes flexibility more than management ease

MongoDB @MongoDB

Sharding Pitfalls Part III: Chunk Balancing and Collection Limits buff.ly/1rgktMc

1rgktMc

Database terms

- **Modern and traditional IBM i terminology coexist**

Modern term	Traditional term or phrase
Schema	Library
Table	File or Physical File
Index	Logical File*
Row	Record
Column	Field

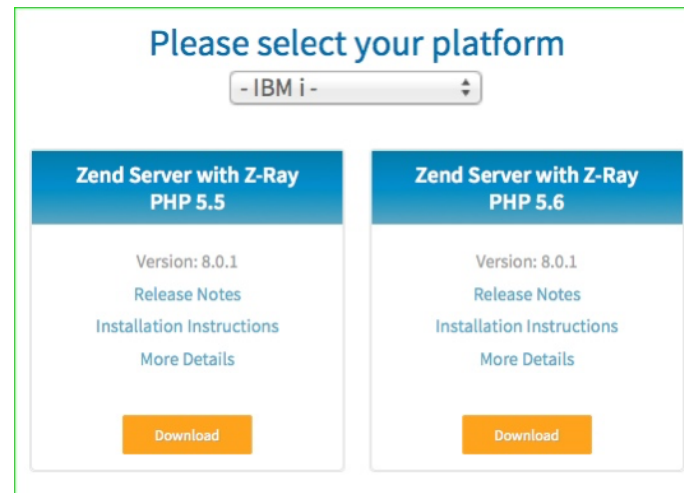
* a logical file resembles an “index + view”

Modern views, triggers, etc. are supported by DB2.

Prerequisites for DB2 with PHP

Zend Server for IBM i

- **Download Zend Server 8.x**
 - <http://www.zend.com/en/products/server/downloads-ibmi>
 - Easy upgrade from 6.x
 - Includes ibm_db2 version 1.9.6-sg25 with many updates



- **Editions**
 - Basic (free), Professional, Enterprise
 - <http://www.zend.com/en/products/server/editions>
 - Same download, different license

DB2 is an exciting growth zone for IBM i

- **Behooves you to stay on top of it**
- **Example of update:**
 - <http://www.mcpressonline.com/ibm-i-os/400-i5/os/step-right-up-and-hear-about-db2-and-tr9.html>
 - Regular expressions in WHERE clause
 - System info available via SQL...joblog, liblist, more

DB2 drivers

Choice of middleware to access DB2

- **Zend Server includes at least three such extensions:**
- **odbc**
 - Less functionality than the others (generic)
 - “Free” connections from other platforms
- **IBM_PDO**
 - PDO = PHP Data Objects
 - Generic DB2. No “/” separator or library lists (yet)
- **ibm_db2**
 - Provides IBM i-specific features such as library list support

ibm_db2 documentation

- **Manual page**
 - http://php.net/ibm_db2
- **Source code and additional documentation at the “PECL” PHP extension repository**
 - http://pecl.php.net/package/ibm_db2
 - Read the “C” source sometime—it’s educational
- **We will examine ibm_db2 in detail today**

Connect to DB2

Connect with `db2_connect()`

- **`db2_connect()` creates a database connection**
 - Accepts four parameters that you should master
 - Three string parameters
 - One array of optional options
- **`resource db2_connect (string $database, string $username, string $password [, array $options])`**
- **`db2_pconnect()` is similar**
 - `pconnect` creates persistent connections (more on that later)

db2_connect() string parameters

- **\$database**

- Leave blank (") for default local database
- Use a db name from WRKRDBDIRE for a choice of databases
 - Database name can be *LOCAL or that of an LPAR, IASP (Independent auxiliary storage pool), or another machine

- **\$username**

- Leave blank (") for default Apache user (QTMHHTTP)
 - Not recommended
- Use any valid user profile to associate queries with that user

- **\$password**

- Leave blank (") if \$database and \$username were blank
- Otherwise, provide password corresponding to \$username

db2_connect() basic examples

- **Empty params**

- `$conn = db2_connect(' ', ' ', ' ');`
- Connects to local database with web user QTMHHTTP
- Not recommended: may be disallowed in future release

- **Better: use specific values**

- `$conn = db2_connect('MYDB', 'MYUSER', 'MYPASS');`
- Connects to MYDB database (must be configured in WRKRDBDIRE) with user MYUSER

How to connect to remote DB or iASP

- **Connect to another partition, server, or iASP as if local**
- **Useful for testing PHP scripts against databases of multiple partitions (dev/test/production)**

- **Example: remote server is at IP 1.2.3.4 and has database named SANJOSE**
- **We will refer to it on our box with alias “DEVBOX”**
- **Use WRKRDBDIRE (Work with Relational Database Directory Entries) to create local alias to remote database**

WRKRDBDIRE to set up alias

Work with Relational Database Directory Entries

Option	Entry	Remote Location	Text
0	DEVBOX	1.2.3.4	
1	S105098	*LOCAL	Entry added by system

Display Relational Database Entry Detail

```
Relational database . . . . . : SANJOSE
  Relational database alias . . : DEVBOX
Remote location:
  Remote location . . . . . : 1.2.3.4
  Type . . . . . : *IP
  Port number or service name . : *DRDA
Remote authentication method:
  Preferred method . . . . . : *USRENCPWD
  Allow lower authentication . : *ALWLOWER
  Secure connection . . . . . : *NONE
  Encryption algorithm . . . . . : *DES
Text . . . . . :

Relational database type . . . . : *REMOTE
```

Now we can access “DEVBOX” database

- **User and password must be correct for the remote database**

```
$db = db2_connect('DEVBOX', 'DEVUSER', 'DEVPWD');
```

Fourth parameter (array \$options)

- **Optional array to fine-tune the connection**
- **Below are choices that are most relevant for IBM i**
- **Details as we go**
 - `i5_lib`
 - Set a single default library
 - `i5_naming`
 - Choose “system” or SQL naming
 - `i5_libl`
 - Set a library **list** (be sure to set `i5_naming` on)
 - `i5_commit`
 - Commitment control options
 - `autocommit`
 - `DB2_AUTOCOMMIT_ON` (default) or `_OFF`

- **Specify one library as default**
 - `'i5_lib'=>'MYLIB'`
- **Any unqualified files/tables will be assumed to use this library**

i5_naming for library lists

- **DB2_I5_NAMING_ON**

- A constant equal to 1 that turns on “system naming” mode
- Table files qualified using the slash (/) delimiter
- Unqualified files are resolved using the library list for the job

- **DB2_I5_NAMING_OFF**

- A constant equal to 0 (default) that enables “SQL naming” mode
- Table files qualified using the period (.) delimiter
- Unqualified files are resolved using either the default library (i5_lib) or the user profile name specified on db2_connect() (could be QTMHHTTP)
 - Message to watch for:
MYTABLE in YOURNAME type *FILE not found.
SQLCODE=-204”

User profile strategy

Three techniques (1 of 2)

- Small number of "system" user profiles. One user per library list. When "real" user signs in, authenticate against a database, LDAP, etc. Not against user profile list

Three techniques (2 of 3)

- db2_connect with real user profile
 - user can get disabled when wrong password is entered
 - revealing an actual user profile to end users (OK for internal. security problem if external)
 - benefit: authority, program logic, journal entries will work with "real" IBM i user profile
- db2_pconnect works the same except that the jobs stay semi-active, visible to operator

Three techniques (3 of 3)

- db2_pconnect with generic "system" profile but then switch to "real" profile after authentication
 - fast connection
 - limits number of active jobs
 - performance cost of the "switch"
 - security concerns about mixed generic/specific user profile attributes/authority in a job
 - need to "switch back" afterward

Library list jubilee
(3 ways to set)

Most efficient way to set library list

- **Let IBM i set library list based on user profile**
 - No extra program calls required
- **Use a user profile that has an “initial library list” in its job description (JOBDD)**
- **Specify the user profile and i5_naming=ON**
 - `$conn = db2_connect('*LOCAL', 'LIBLUSER', 'PASS', array('i5_naming' => DB2_I5_NAMING_ON));`

“JOB” technique in detail

Create job:

```
CRTJOB JOB (QGPL/APPROD)
      INLLIBL (LIB1 LIB2 LIB3 QGPL)
```

Set job in user profile (or create new profile):

```
CHGUSRPRF USRPRF (APPRODUSR)
          JOB (QGPL/APPROD)
```

- **In PHP, specify the user profile and `i5_naming=ON`**

- `$conn = db2_connect('*LOCAL', 'LIBLUSER', 'PASS', array('i5_naming' => DB2_I5_NAMING_ON));`

Middle ground: i5_libl

- **\$options array accepts 'i5_libl'**
 - **i5_libl is a space-delimited library list**
 - **'i5_libl'=>'MYLIB YOURLIB ANYLIB'**
- **Causes ibm_db2 to run CHGLIBL at the middleware level**
- **Example:**
 - ```
$conn = db2_connect('*LOCAL' , 'MYUSER', 'MYPASS',
 array('i5_naming' => DB2_I5_NAMING_ON,
 'i5_libl' => 'MYLIB1 MYLIB2'));
```
- **Note: with persistent connections, CHGLIBL only run the first time in, so be sure to distinguish different jobs by user profile**

# More work but most flexible

- **If maximum flexibility required:**

- Run a command or program that sets up library list
- Use CHGLIBL instead of ADDLIBLE
  - ADDLIBLE could generate “already in library list” error, causing toolkit to retrieve joblog (slow)

```
$db = db2_connect('*LOCAL', 'MYUSER', 'MYPASS',
 array('i5_naming' => DB2_I5_NAMING_ON));
// connect to toolkit using existing DB2 conn
$tkitConn = ToolkitService::getInstance($db,
 DB2_I5_NAMING_ON);
// toolkit will share job with DB2
$tkitConn->setOptions(array('stateless' => true));

$tkitConn->CLCommand('CHGLIBL LIBL(NXSRTQA QGPL
 QTEMP)');
```



# db2\_connect() example with \$options

```
$database = 'MYDB';
$user = 'MYUSER';
$password = 'MYPASS';

$options = array('i5_naming' => DB2_I5_NAMING_ON,
 'i5_lib1' => 'MYLIB1 MYLIB2'
);

$conn = db2_connect($database, $user, $password, $options);

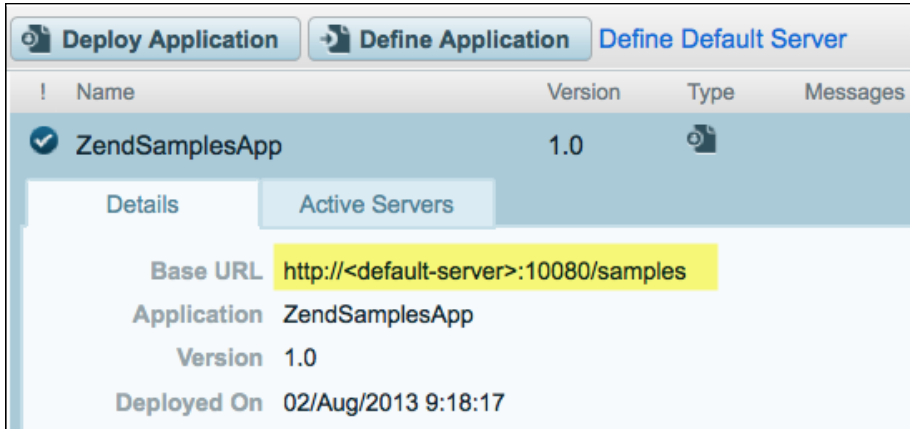
if ($conn) {
 echo "Connection succeeded.";
} else {
 echo "Connection failed.";
}

// MYTABLE will be found, if in library MYLIB1 or MYLIB2
$stmt=db2_exec($conn,"SELECT * FROM MYTABLE");
```

**Included  
sample script**

# Included with Zend Server

“SQL Access” sample script illustrates several techniques from this talk



The screenshot shows the Zend Server management console. At the top, there are three tabs: "Deploy Application", "Define Application", and "Define Default Server". Below the tabs is a table with columns "Name", "Version", "Type", and "Messages". The first row is "ZendSamplesApp" with version "1.0". Below the table, there are two sub-tabs: "Details" and "Active Servers". The "Details" tab is active, showing the following information:

- Base URL: `http://<default-server>:10080/samples`
- Application: ZendSamplesApp
- Version: 1.0
- Deployed On: 02/Aug/2013 9:18:17

Executing SQL statement: `SELECT * FROM ZENDSVR6.SP_CUST WHERE CUST_ID > 1220 FOR FETCH ONLY`

| CUST_ID | COMPANY                       | FIRSTNAME | LASTNAME | CIVIL | ADDRESS             | ADDR2     | CITY          | STATE     | ZIP        | COUNTRY             | PHON  |
|---------|-------------------------------|-----------|----------|-------|---------------------|-----------|---------------|-----------|------------|---------------------|-------|
| 1221    | Kauai Dive Shoppe             | LINA      | Norman   | 2     | 4-976 Sugarloaf Hwy | Suite 103 | Kapaa Kauai   | HI        | 94766-1234 | US                  | 808-5 |
| 1231    | Unisco                        | George    | Weathers | 1     | PO Box Z-547        |           | Freeport      |           |            | Bahamas             | 809-5 |
| 1351    | Sight Diver                   | Phyllis   | Spooner  | 1     | 1 Neptune Lane      |           | Kato Paphos   |           |            | Cyprus              | 357-6 |
| 1354    | Cayman Divers World Unlimited | Joe       | Bailey   | 1     | PO Box 541          |           | Grand Cayman  |           |            | British West Indies | 011-5 |
|         |                               |           | Thomas   | 1     | 632-1 Third         |           | Christiansted | St. Croix | 00820      | US Virgin           | 504-7 |

[http://democ8.zend.com:10080/samples/SQL\\_access/DB2\\_SQL\\_example.php](http://democ8.zend.com:10080/samples/SQL_access/DB2_SQL_example.php)

## Database Queries

Showing 1-1/1 (20)

Show

| # | Query                                                                           | Time (ms) | Rows | Result | Message |
|---|---------------------------------------------------------------------------------|-----------|------|--------|---------|
| 1 | <code>SELECT * FROM ZENDSVR6.SP_CUST WHERE CUST_ID &gt; ? FOR FETCH ONLY</code> | 198.55    | N/A  | OK     |         |
| 2 | <code>Select</code>                                                             | 198.55    |      |        |         |

# Snippet of sample script

```
/* Construct the SQL statement */
$sql = "SELECT * FROM ZENDSVR.SP_CUST WHERE CUST_ID > ? FOR FETCH ONLY";

/* Prepare, bind and execute the DB2 SQL statement */
$stmt= db2_prepare($conn_resource, $sql);
$lower_limit = 1220; //from the CUST_ID value
$fields = db2_num_fields($stmt);
if($fields > 0)
{
//show Table Header (analyze result set)
echo "<table border=1>";
echo "<tr>";
for($i=0; $i<$fields; $i++)
{
 echo '<td width="20%">';
 $name = db2_field_name($stmt, $i);
 echo $name;
 echo "</td>";
}

echo "</tr>";

//Execute statement , uses a binding of parameters
db2_bind_param($stmt, 1, "lower_limit", DB2_PARAM_IN);
$result = db2_execute($stmt);
```

# **Commitment control**

# Assure data integrity

- **Commitment control allows “all or none” logic when running multiple update/insert/delete queries**
- **If one query fails, roll back previous related queries**
- **Example: If a detail record update fails, roll back the header update**
- **Requires that journaling be enabled on files/tables being written to**

# Use commitment control for data integrity

- **Example: “all or none” for two INSERTS**

- with `ibm_db2.i5_allow_commit = 1`
- and `autocommit = DB2_AUTOCOMMIT_OFF`

```
$conn = db2_pconnect('', '', '', array('autocommit'=>DB2_AUTOCOMMIT_OFF));
$stmt=db2_prepare($conn,"INSERT INTO MYTABLE (IDNUM, NAME) VALUES(?, ?)");

$result1 = db2_execute($stmt, array(1, 'jane')); // should insert OK
$result2 = db2_execute($stmt, array('x', 'bob')); // not numeric!

// check if both INSERTs succeeded
if ($result1 && $result2) {
 // Success. Commit both inserts
 db2_commit($conn);
} else {
 // *** Error with one of the inserts; roll them both back ***
 db2_rollback($conn);
}

// Neither record will be in the table. We rolled back.
```

# i5\_commit

- **i5\_commit**

- Options for isolation level
- Gives you fine-grained control (and ability to turn off altogether)
- Before 1.9.6.-sg25, must also enable commitment control system-wide
  - `ibm_db2.i5_allow_commit = 1` in INI file
- Choices:
  - *DB2\_I5\_TXN\_NO\_COMMIT* – turns off commitment control for this connection
  - *DB2\_I5\_TXN\_READ\_UNCOMMITTED*
  - *DB2\_I5\_TXN\_READ\_COMMITTED*
  - *DB2\_I5\_TXN\_REPEATABLE\_READ*
  - *DB2\_I5\_TXN\_SERIALIZABLE*



# autocommit

- **DB2\_AUTOCOMMIT\_ON**

- A constant equal to 1 (default)
- Turns autocommit on
  - End of script causes commit
- Only relevant when commitment control is used
- Convenient: insert/update/delete will work without `db2_commit()`

- **DB2\_AUTOCOMMIT\_OFF**

- A constant equal to 0
- Turns autocommit off
- Only relevant when commitment control is used
- Provides flexibility to ensure data integrity in multi-step transactions by using `db2_commit()/db2_rollback()` around groups of insert/update/delete queries

# Commitment control tips

- **In php.ini:**

- To use commitment control before 1.9.6-sg25, set `ibm_db2.i5_allow_commit = 1`

- **In db2\_connect() option array:**

- Modify default settings with 'i5\_commit' option
- Choose 'autocommit' on or off

- **Turn on journaling for schemas (libraries)**

- Already on if schema created via "CREATE SCHEMA" (SQL/DDL)
- Extra step needed for libraries created via CRTLIB
  - Start Journal Library (STRJRNLIB, v6.1+) makes a library a journaled object. Any objects eligible to be journaled that are added to the library can be automatically journaled
  - <http://www.redbooks.ibm.com/abstracts/tips0662.html>
  - <http://kb.zend.com/index.php?View=entry&EntryID=235>

# More about db2\_connect, db2\_pconnect

- **Manual pages**

- <http://www.php.net/manual/en/function.db2-connect.php>
- <http://www.php.net/manual/en/function.db2-pconnect.php>
- <http://www.php.net/manual/en/features.persistent-connections.php>

**Prepare queries**

# “Prepared” = safe and fast

- **Prepared queries help in several ways**
  - Eliminate errors due to un-escaped single quotes
  - Protect your data from SQL Injection attacks
  - Speed up repeated queries
- **They are also known as prepared statements**
- **Here’s an example of the mischief they prevent**

# Apostrophes confuse query parsers

```
// mysite.com?name=whatever
$name = $_GET['name'];
$sql = "select custno from custfile
 where name = '$name' and status = 'ACTIVE' ";
```

- **Do you see any potential problems?**

- **What if the name is “O’Shea” ? Error!**

```
$sql = "select custno from custfile
 where name = 'O'Shea' and status = 'ACTIVE' ";
```

- **Single quotes confuse query parser when they serve two purposes**
  - Used as apostrophe in data
  - Delimiter of string literals in the SQL syntax

# Malicious users can try “SQL Injection”

```
// mysite.com?name=whatever
$name = $_GET['name'];
$sql = "select custno from custfile
 where name = '$name' and status = 'ACTIVE' ";
```

- **What if the name is the weird-looking “x' OR 1=1--”**  
(That is, a user typed: mysite.com?name=x' OR 1=1-- )

```
$sql = "select custno from custfile
 where name = 'x' OR 1=1--' and status = 'ACTIVE' ";
```

- **Every record in the table will be selected**
  - OR 1=1 will always be true
  - -- turns subsequent ‘where’ criteria into a comment (ignored!)

# Safeguard data with prepared queries

```
// mysite.com?name=whatever
$name = $_GET['name'];
$sql = "select custno from custfile
 where name = ? and status = 'ACTIVE' ";
```

- **Represent parameters with question marks (?) instead of literal values**
- **It's fine to retain hard-coded values in the query**
  - Such as 'ACTIVE' in the example above
- **Supply parameters in an array**
  - `$params = array("O'Shea");`
- **Full example on next slide**



# db2\_prepare() with db2\_execute()

```
$name = $_GET['name'];
$conn = db2_connect('', '', '');
$sql = "select custno from custfile
 where name = ? and status = 'ACTIVE' ";
$params = array($name); // can be "O'Shea" for all we care
$stmt = db2_prepare($conn, $sql);
if ($stmt) { // prepared OK
 $result = db2_execute($stmt, $params);
 if ($result) { // ran query OK with parameters
 while ($row = db2_fetch_assoc($stmt)) {
 echo "$row['custno']\n";
 }
 }
}
```

# Ordinary db2\_exec() re-calcs plan

- **Ex. of non-prepared SQL repeated with different params**

```
$values = array('acme', 'shoprite', 'stop n shop');
foreach ($values as $value) {
 $sql = "select custno from custfile
 where name = '$value' and status = 'ACTIVE' ";
 // query gets re-optimized in each iteration
 $stmt = db2_exec($conn, $sql);
 if ($stmt) { // do something with $stmt }
}
```

- **The query plan will re-optimize on each db2\_exec() because a new SQL string was supplied each time**
- **OK for one-off queries but not when repeated**

# Prepared statement allows re-use of plan

- **Ex. of prepared SQL; execution with different params**

```
// prepare the query ONCE
$sql = "select custno from custfile
 where name = ? and status = 'ACTIVE' ";
$stmt = db2_prepare($conn, $sql);
// now execute with values only
$values = array('acme', 'shoprite', 'stop n shop');
foreach ($values as $value) {
 $result = db2_execute($stmt, array($value));
 if $result { // do something with $stmt }
}
}
```

- **The query plan is calculated ONCE and reused with each db2\_execute(), saving time and CPU**

# Prepared statements/queries are best

- **Replace `db2_exec()` with `db2_prepare()` and `db2_execute()`**
- **Benefits**
  - Queries will run as intended, with fewer surprises
  - Protection from a common form of hacking (SQL injection)
  - Performance will improve for repeated queries

**Check result**

# Connections return a resource or false

```
$conn = db2_connect("*LOCAL", "MYUSER", "BADPASS");

// test for false
if (!$conn) {
 echo "Connection failed. SQL Err: ";
 echo db2_conn_error() . "
";
 echo db2_conn_errormsg();

 die();
} else {
 // use the connection....
}
```

**An incorrect password will generate this output:**

```
Connection failed. SQL Err: 08001
Authorization failure on distributed database
connection attempt. SQLCODE=-30082
```

# Prepare/execute: resource or false

```
$sql = "SELECT * FROM BADLIB.SP_CUST WHERE CUST_ID > ?";

$stmt= db2_prepare($conn, $sql);

if (!$stmt) {
 echo 'The db2 prepare failed. ';
 echo 'SQLSTATE value: ' . db2_stmt_error() . '
';
 echo ' Message: ' . db2_stmt_errormsg();
}
```

The error code and message might resemble:

```
SQLSTATE value: 42704
```

```
Message: SP_CUST in BADLIB type *FILE not found.
SQLCODE=-204
```

# Functions to get error codes/messages

- **db2\_conn\_error()** connection error code
  - **db2\_conn\_errormsg()** connection error text
  - **db2\_stmt\_error()** prepare/execute error code
  - **db2\_stmt\_errormsg()** prepare/execute error text
- 
- Tip: a statement error could also occur while connecting. How? if 'i5\_libl' is specified with incorrect libraries, the internal CHGLIBL fails and you get a statement error.



**Where  
DB2 runs**

# Server Mode

## DB2 queries run in separate prestart jobs

- **Advantages**

- Can choose user profile
- Can use persistent connections (fast!)
- Connect to multiple RDBs (databases) concurrently from PHP

- **Disadvantages**

- Potential delays to spawn jobs, if non-persistent
- Creates \*SHRRD pseudo-locks that may require attention (more on this later)

```
Subsystem : QSYSWRK
Opt Job User Type Status
— — — — —
 01 QSQRVR QUSER PJ ACTIVE
 02 QSQRVR QUSER PJ ACTIVE
```

# Server Mode configuration

- **Prestart jobs named QSQSRVR run in QSYSWRK**
- **Or, if remote DRDA, QRWTSRVR in QUSRWRK**
- **Configurable pool of jobs**

```
CHGPJE SBSD(QSYS/QSYSWRK) PGM(QSYS/QSQSRVR)
STRJOBS(*YES) INLJOBS(XX) THRESHOLD(XX)
ADLJOBS(XX) MAXUSE(XX or *NOMAX)
```

- **More information about server mode**
  - <http://www.redbooks.ibm.com/abstracts/tips0658.html>
  - <http://www.mcpressonline.com/tips-techniques/database/techtip-grab-control-of-the-db2-qsqsrvr-jobs.html>
  - <http://www.mcpressonline.com/database/db2/finding-sql-server-mode-connecting-jobs.html>

**Set up DB2/i  
in  
Zend Framework**

# IBM i configuration change

In `application.config.php`, add `__DIR__`

```
'config_glob_paths' => array(
 __DIR__ . '/autoload/{,*.}'
{global,local}.php',
) ,
```

This is because IBM i normally starts searching at the IFS root. Must tell it to start at `__DIR__`.

# Set up IBM i DB2 connection

## In local.php (or combination global and local)

```
return array(
 'db' => array(
 'driver' => 'IbmDb2',
 'database' => '*LOCAL',
 'username' => 'MYUSER',
 'password' => 'MYPASS',
 'persistent' => true, // true or false. Update your ZF2 for this
 'driver_options' => array(
 'autocommit' => 'DB2_AUTOCOMMIT_OFF',
 'i5_lib' => 'ZENDSVR6', // for example. Could also specify i5_lib1
),
),
 'service_manager' => array(
 'factories' => array(
 'db-adapter' => 'Zend\Db\Adapter\AdapterServiceFactory',
),
),
);
```

**Pagination  
without LIMIT**

# Email from a PHP fan

“I’ve run into a little problem with DB2. I’m used to being able to use the **LIMIT option in MySQL** to set a range of records I want to view, perhaps the 20-29 records for instance.

“Could you tell me if there is or is not a way to do that on IBM i? My boss and I are beginning to think that such an option does not exist for use on the AS400 IBM i.”

- Yes, it can be done via a choice of two techniques
- Useful for pagination (page-at-a-time logic)
- LIMIT and OFFSET are non-standard, not in DB2



# 1. ibm\_db2 middleware technique

```
// specify DB2_SCROLLABLE in db2_exec or db2_execute
$startingRow = 20;
$endingRow = 29;
$stmt = db2_execute($stmt, array('cursor' =>
DB2_SCROLLABLE));
$currentRow = $startingRow;
while (($currentRow <= $endingRow) &&
 $row = db2_fetch_array($stmt, $currentRow)) {
 print "$row[0]\n";
 $currentRow++;
}
```

Note additional param for row number:

```
array db2_fetch_array (resource $stmt [, int $row_number = -1])
```

Disadvantage: middleware-dependent (only works with ibm\_db2)

## 2. SQL technique

- DB2's `row_number()` and `over()` functions can select records by number in a recordset
- This simulates `LIMIT` and `OFFSET`
- Example coming up

# Record range selection in DB2

## Start with this:

```
$queryString = "SELECT CUST_ID, COMPANY FROM SP_CUST
order by CUST_ID"
```

## Use row\_number() and over() to limit the record selection:

```
$queryString = "SELECT CUST_ID, COMPANY FROM
 (select row_number() over (order by CUST_ID) as rowid,
CUST_ID, COMPANY
 from SP_CUST) as t
 where t.rowid between 20 and 29";
```

# Or let Zend Framework handle it

- **Use ZF's Zend Db component from regular PHP**
- **Builds SQL, hiding complexity of LIMIT/OFFSET implementation, with cross-database code**
- **Full script:** <https://github.com/alanseiden/Code-Examples/blob/master/IBMi/DB2/ZF2LimitOffset.php>

// works with v2.3.2 of ZF2.

```
$sql = new Sql($adapter);
$select = $sql->select();
$select->from('SP_CUST')
 ->where('CUST_ID > 1220')
 ->order('CUST_ID ASC')
 ->limit(10)
 ->offset(20);
```

# Sample DB2 on i pagination script

coded by Zend's Clark Everetts

<https://github.com/clarkphp/Code-Examples/tree/master/IBMi/pagination>

Showing ALL the THINGZ! Page 1 of 3 (54 total records)

| CUST_ID | COMPANY                       | FIRSTNAME | LASTNAME    | ADDRESS                | ADDR2     | CITY           | STATE     | ZIP        | COUNTRY             | PHONE        | FAX       |
|---------|-------------------------------|-----------|-------------|------------------------|-----------|----------------|-----------|------------|---------------------|--------------|-----------|
| 1221    | Kauai Dive Shoppe             | LINA      | Norman      | 4-976 Sugarloaf Hwy    | Suite 103 | Kapaa Kauai    | HI        | 94766-1234 | US                  | 808-555-0269 | 808-555-0 |
| 1231    | Unisco                        | George    | Weathers    | PO Box Z-547           |           | Freeport       |           |            | Bahamas             | 809-555-3915 | 809-555-4 |
| 1351    | Sight Diver                   | Phyllis   | Spooner     | 1 Neptune Lane         |           | Kato Paphos    |           |            | Cyprus              | 357-6-876708 | 357-6-870 |
| 1354    | Cayman Divers World Unlimited | Joe       | Bailey      | PO Box 541             |           | Grand Cayman   |           |            | British West Indies | 011-5-697044 | 011-5-697 |
| 1356    | Tom Sawyer Diving Centre      | Chris     | Thomas      | 632-1 Third Frydenhoj  |           | Christiansted  | St. Croix | 00820      | US Virgin Islands   | 504-798-3022 | 504-798-7 |
| 1380    | Blue Jack Aqua Center         | Ernest    | Barratt     | 23-738 Paddington Lane | Suite 310 | Waipahu        | HI        | 99776      | US                  | 401-609-7623 | 401-609-9 |
| 1384    | VIP Divers Club               | Russell   | Christopher | 32 Main St.            |           | Christiansted  | St. Croix | 02800      | US Virgin Islands   | 809-453-5976 | 809-453-5 |
| 1510    | Ocean Paradise                | Paul      | Gardner     | PO Box 8745            |           | Kailua-Kona    | HI        | 94756      | US                  | 808-555-8231 | 808-555-8 |
| 1513    | Fantastique Aquatica          | Susan     | Wong        | Z32 999 #12A-77 A.A.   |           | Bogota         |           |            | Columbia            | 057-1-773434 | 057-1-773 |
| 1551    | Marmot Divers Club            | Joyce     | Marsh       | 872 Queen St.          |           | Kitchener      | Ontario   | G3N 2E1    | Canada              | 416-698-0399 | 426-698-0 |
| 1560    | The Depth Charge              | Sam       | Witherspoon | 15243 Underwater Fwy.  |           | Marathon       | FL        | 35003      | US                  | 800-555-3798 | 800-555-0 |
| 1563    | Blue Sports                   | Theresa   | Kunec       | 203 12th Ave. Box 746  |           | Giribaldi      | OR        | 91187      | US                  | 610-772-6704 | 610-772-6 |
| 1624    | Makai SCUBA Club              | Donna     | Siaus       | PO Box 8534            |           | Kailua-Kona    | HI        | 94756      | US                  | 317-649-9098 | 317-649-6 |
| 1645    | Action Club                   | Michael   | Spurling    | PO Box 5451-F          |           | Sarasota       | FL        | 32274      | US                  | 813-870-0239 | 813-870-0 |
| 1651    | Jamaica SCUBA Centre          | Barbara   | Harvey      | PO Box 68              |           | Negril         | Jamaica   |            | West Indies         | 011-3-697043 | 011-3-697 |
| 1680    | Island Finders                | Desmond   | Ortega      | 6133 1/3 Stone Avenue  |           | St Simons Isle | GA        | 32521      | US                  | 713-423-5675 | 713-423-5 |
| 1984    | Adventure Undersea            | Gloria    | Gonzales    | PO Box 744             |           | Belize City    |           |            | Belize              | 011-34-09054 | 011-34-09 |
| 2118    | Blue Sports Club              | Harry     | Bathbone    | 63365 Nez Perce Street |           | Largo          | FL        | 34684      | US                  | 612-897-0342 | 612-897-0 |
| 2135    | Frank's Divers Supply         | Lloyd     | Fellows     | 1455 North 44th St.    |           | Eugene         | OR        | 90427      | US                  | 503-555-2778 | 503-555-2 |
| 2156    | Davy Jones' Locker            | Tanya     | Wagner      | 246 South 16th Place   |           | Vancouver      | BC        | K8V 9P1    | Canada              | 803-509-0112 | 803-509-0 |

[« First Page](#) [« < Prev Page](#) [> Next Page](#) [» Last Page](#) »

# One more way: ibm\_db2's cursor option

```
$startingRow = 20;
$endingRow = 29;
$stmt = db2_exec($stmt, array('cursor' => DB2_SCROLLABLE));
$currentRow = $startingRow;
while (($currentRow <= $endingRow) &&
 $row = db2_fetch_array($stmt, $currentRow)) {
 print "$row[0]\n";
 $currentRow++;
}
```

Note additional param for row number:

```
array db2_fetch_array (resource $stmt [, int $row_number = -1])
```

This technique is probably simplest but depends on middleware choice

# Performance tips

# Performance tips

- **Use persistent connections (see next slides)**
- **Optimize SQL**
  - A few specific tips (there are so many ways):
    - Avoid scalar functions (such as UPPER) in WHERE clause
    - OPTIMIZE FOR n ROWS (when know how many rows)
    - Check out IBM Rochester's DB2 SQL performance class
- **Index properly**
  - Refer to Plan Cache and Index Advisor
  - Try Encoded Vector Indexes when appropriate
- **System configuration**
  - More memory, more memory!
  - Consider separate memory pool to keep data together



# DB2 query optimization

- **IBM i has great tools**
- **I'll share a couple of favorites**
  - ▶ Index Advisor
  - ▶ SQL Plan Cache
- **See IBM's book**
  - IBM i Database Performance and Query Optimization
  - <http://pic.dhe.ibm.com/infocenter/series/v7r1m0/topic/rzajq/rzajq.pdf>

# Index Advisor

- Recommends indexes across all queries
- Now in web-based Navigator as well as thick client

The screenshot shows the Index Advisor application window with the following table of data:

| Table for Which Index was Advised | Schema     | System Schema | System Name | Keys Advised         | Leading Keys Order Independent | Advised Index Type | Last Advised for Query Use | Times Advised for Query Use |
|-----------------------------------|------------|---------------|-------------|----------------------|--------------------------------|--------------------|----------------------------|-----------------------------|
| QAUGDBPMD2                        | QUSRSYS    | QUSRSYS       | QAUGDBP...  | "Free Storage Met... | "Free Storage Method", "Me...  | Binary Radix       | 2/10/13 9:14:30 PM         | 1                           |
| QAUGDBPMD2                        | QUSRSYS    | QUSRSYS       | QAUGDBP...  | "Free Storage Met... | "Free Storage Method"          | Binary Radix       | 2/10/13 9:13:49 PM         | 1                           |
| QODB021722                        | QUSRSYS    | QUSRSYS       | QODB021722  | QQRID                |                                | Binary Radix       | 2/10/13 9:10:28 PM         | 1                           |
| QAUGDBPMD2                        | QUSRSYS    | QUSRSYS       | QAUGDBP...  | "Status", "Name"     | "Status"                       | Binary Radix       | 2/10/13 9:10:00 PM         | 8                           |
| QAUGDBPMD                         | QUSRSYS    | QUSRSYS       | QAUGDBP...  | "Status", "Name"     | "Status"                       | Binary Radix       | 2/10/13 9:10:00 PM         | 8                           |
| QADBERAP                          | QRECOVERY  | QRECOVERY     | QADBERAP    | NEW_SEQUENCE         |                                | Binary Radix       | 2/10/13 9:09:56 PM         | 1                           |
| ANIMAL                            | XMLSERVTST | XMLSERVTST    | ANIMAL      | WEIGHT               |                                | Binary Radix       | 2/10/13 8:52:12 PM         | 2                           |
| ANIMAL                            | XMLSERVTST | XMLSERVTST    | ANIMAL      | ID                   | ID                             | Binary Radix       | 2/10/13 8:52:07 PM         | 1                           |
| ANIMAL                            | XMLSERVTST | XMLSERVTST    | ANIMAL      | ID                   |                                | Binary Radix       | 2/10/13 8:52:04 PM         | 1                           |
| AUSAP                             | TRMSTALB   | TRMSTALB      | AUSAP       | USAKVALU             |                                | Binary Radix       | 2/10/13 4:20:49 PM         | 193064                      |
| AWBPP                             | TRMSTALB   | TRMSTALB      | AWBPP       | WBPKDIST             | WBPKDIST                       | Binary Radix       | 2/10/13 4:20:49 PM         | 41689                       |
| AUSAP                             | TRMSTALB   | TRMSTALB      | AUSAP       | USAKDIST, USAKU...   | USAKDIST                       | Binary Radix       | 2/10/13 4:20:48 PM         | 23052                       |
| AUSAP                             | TRMSTALB   | TRMSTALB      | AUSAP       | USAKUSR, USAKT...    |                                | Binary Radix       | 2/10/13 4:20:48 PM         | 23052                       |
| AUSAP                             | TRMSTALB   | TRMSTALB      | AUSAP       | USAKDIST, USAKV...   | USAKDIST                       | Binary Radix       | 2/10/13 4:20:48 PM         | 15182                       |
| HR_TEAMMEMBERS                    | TRMSTALB   | TRMSTALB      | HTMMP       | DIST, YEAR, CENT...  | DIST, YEAR, CENTER, DELETE...  | Binary Radix       | 2/10/13 11:05:53 AM        | 5525                        |
| HTTMP                             | TRMSTALB   | TRMSTALB      | HTTMP       | TYPEID, TEAMID       | TYPEID                         | Binary Radix       | 2/10/13 11:05:53 AM        | 2812                        |
| HR_TEAMDEF                        | TRMSTALB   | TRMSTALB      | HR_TEAMD... | DELETED, TEAMID      | DELETED                        | Binary Radix       | 2/10/13 11:05:53 AM        | 1317                        |
| HR_TEAMDEF                        | TRMSTALB   | TRMSTALB      | HR_TEAMD... | DELETED, TEAMD...    | DELETED                        | Binary Radix       | 2/10/13 11:05:53 AM        | 1317                        |
| EDR_WF_PROCESS_ACTIO...           | TRMSTAAP   | TRMSTAAP      | EDR_W00003  | URL                  | URL                            | Binary Radix       | 2/10/13 11:05:52 AM        | 23349                       |
| LD DDTDEI                         | TRMSTALB   | TRMSTALB      | LD DDTDEI   | DISTRICT YEAB D      | DISTRICT YEAB DELETED C        | Binary Radix       | 2/10/13 11:05:53 AM        | 1227                        |

# SQL Plan Cache

- Lets you see what queries are REALLY running, who's running them, and how long they take

The screenshot shows the 'SQL Plan Cache Statements - Ctclwperf(S02a84e0)' window. It features a table with columns: Last Time Run, Most Expensive Time (sec), Total Processing Time (sec), Total Times Run, Average Processing Time (sec), Statement, Job Name, and Plan Cost. The table lists various SQL queries and their execution metrics. On the left, there are filter options such as 'Minimum runtime for the longest execution' and 'Top N most frequently run statements'. The status bar at the bottom indicates 'Status: Complete - filtered results'.

| Last Time Run      | Most Expensive Time (sec) | Total Processing Time (sec) | Total Times Run | Average Processing Time (sec) | Statement                                                   | Job Name            | Plan Cost |
|--------------------|---------------------------|-----------------------------|-----------------|-------------------------------|-------------------------------------------------------------|---------------------|-----------|
| 4/18/13 5:18:46 PM | 0.2268                    | 139,29317                   | 18500           | 0.0007                        | select * from COPR80 TRADE where T_CA_ID = ?                | QZDAS0INIT ERIC BAR |           |
| 4/18/13 5:18:40 PM | 0.3268                    | 356,3964                    | 395166          | 0.0008                        | select * from CLASS5M ADDRESS where AD_ID = ?               | QZDAS0RVR ERIC BAR  |           |
| 4/18/13 5:18:48 PM | 0.0970                    | 354,7330                    | 394322          | 0.0008                        | select * from CLASS5M COMPANY where CO_ID = ?               | QZDAS0RVR ERIC BAR  |           |
| 4/18/13 4:19:49 PM | 0.7817                    | 347,8461                    | 100108          | 0.0034                        | select * from CLASS5M CUSTOMER_ACCOUNT where CA_C_ID = ?    | QZDAS0RVR ERIC BAR  |           |
| 4/18/13 4:18:40 PM | 0.4084                    | 345,0872                    | 125926          | 0.0037                        | select * from CLASS5M COMPANY where CO_ID = ?               | QZDAS0RVR ERIC BAR  |           |
| 4/18/13 4:18:40 PM | 0.8219                    | 316,8226                    | 109709          | 0.0038                        | Statements that match the search criteria                   | QZDAS0RVR ERIC BAR  |           |
| 4/18/13 5:04:49 PM | 0.4326                    | 273,8441                    | 114051          | 0.0024                        | select * from CLASS5M SECURITY where S_CO_ID = ?            | QZDAS0RVR ERIC BAR  |           |
| 4/18/13 4:19:04 PM | 0.6049                    | 261,8787                    | 103974          | 0.0019                        | select * from CLASS5M CUSTOMER_ACCOUNT where CA_ID = ?      | QZDAS0RVR ERIC BAR  |           |
| 4/18/13 5:18:46 PM | 0.4653                    | 88,7974                     | 16954           | 0.0028                        | select * from COPR80 HOLDING where H_CA_ID = ?              | QZDAS0INIT ERIC BAR |           |
| 4/18/13 5:19:40 PM | 0.1092                    | 58,4558                     | 423939          | 0.0001                        | select * from CLASS5M CUSTOMER_ACCOUNT where CA_C_ID = ?    | QZDAS0RVR ERIC BAR  |           |
| 4/18/13 5:18:48 PM | 0.0870                    | 41,7334                     | 404820          | 0.0001                        | select * from CLASS5M CUSTOMER_ACCOUNT where CA_ID = ?      | QZDAS0RVR ERIC BAR  |           |
| 4/18/13 5:19:46 PM | 4.9021                    | 38,9762                     | 16951           | 0.0022                        | select * from COPR80 CUSTOMER_ACCOUNT where CA_C_ID = ?     | QZDAS0INIT ERIC BAR |           |
| 4/18/13 5:04:49 PM | 0.0563                    | 38,1089                     | 113420          | 0.0003                        | select * from CLASS5M WATCH_LIST where WL_CO_ID = ?         | QZDAS0RVR ERIC BAR  |           |
| 4/18/13 5:05:15 PM | 0.1727                    | 37,2580                     | 108158          | 0.0003                        | select * from CLASS5M COMPANY_COMPETITOR where CP_CO_ID = ? | QZDAS0RVR ERIC BAR  |           |
| 4/18/13 5:18:47 PM | 0.0951                    | 34,2520                     | 110446          | 0.0003                        | select * from CLASS5M ADDRESS where AD_ID = ?               | QZDAS0RVR ERIC BAR  |           |
| 4/18/13 4:19:48 PM | 0.2312                    | 34,4717                     | 105535          | 0.0003                        | select * from CLASS5M NEWS_XREF where NX_CO_ID = ?          | QZDAS0RVR ERIC BAR  |           |
| 4/18/13 5:18:47 PM | 0.0377                    | 30,8962                     | 96190           | 0.0003                        | select * from CLASS5M COMPANY where CO_ID = ?               | QZDAS0RVR ERIC BAR  |           |
| 4/18/13 5:19:40 PM | 0.1367                    | 29,4733                     | 410470          | 0.0001                        | select * from CLASS5M NEWS_XREF where NX_CO_ID = ?          | QZDAS0RVR ERIC BAR  |           |
| 4/18/13 4:18:48 PM | 0.1640                    | 24,4821                     | 5787            | 0.0042                        | select * from CLASS5M ADDRESS where AD_ID = ?               | QZDAS0INIT ERIC BAR |           |
| 4/18/13 4:19:04 PM | 0.2059                    | 23,5743                     | 5718            | 0.0041                        | select * from CLASS5M CUSTOMER_ACCOUNT where CA_ID = ?      | QZDAS0INIT ERIC BAR |           |
| 4/18/13 5:18:46 PM | 0.0734                    | 18,2416                     | 17278           | 0.0010                        | select * from COPR80 CUSTOMER_ACCOUNT where CA_ID = ?       | QZDAS0INIT ERIC BAR |           |
| 4/18/13 5:18:47 PM | 0.0362                    | 18,0331                     | 108370          | 0.0001                        | select * from CLASS5M CUSTOMER_ACCOUNT where CA_ID = ?      | QZDAS0RVR ERIC BAR  |           |
| 4/18/13 5:18:48 PM | 0.0444                    | 8,8902                      | 82119           | 0.0001                        | select * from CLASS5M CUSTOMER_ACCOUNT where CA_C_ID = ?    | QZDAS0RVR ERIC BAR  |           |
| 4/18/13 5:18:46 PM | 0.1488                    | 8,6781                      | 16910           | 0.0005                        | select * from COPR80 ADDRESS where AD_ID = ?                | QZDAS0INIT ERIC BAR |           |
| 4/18/13 5:18:40 PM | 0.1886                    | 7,2686                      | 405723          | 0.0001                        | select * from CLASS5M BROKER where B_ID = ?                 | QZDAS0RVR ERIC BAR  |           |
| 4/18/13 5:05:15 PM | 0.0471                    | 7,0882                      | 5703            | 0.0012                        | select * from CLASS5M COMPANY_COMPETITOR where CP_CO_ID = ? | QZDAS0INIT ERIC BAR |           |
| 4/18/13 5:18:46 PM | 0.1780                    | 5,8983                      | 18857           | 0.0004                        | select * from COPR80 COMPANY where CO_ID = ?                | QZDAS0INIT ERIC BAR |           |
| 4/18/13 5:19:40 PM | 0.0263                    | 5,5244                      | 25342           | 0.0002                        | select * from CLASS5M SECURITY where S_CO_ID = ?            | QZDAS0RVR ERIC BAR  |           |
| 4/18/13 5:18:46 PM | 0.1865                    | 5,2752                      | 16848           | 0.0003                        | select * from COPR80 SECURITY where S_CO_ID = ?             | QZDAS0INIT ERIC BAR |           |
| 4/18/13 5:18:40 PM | 0.0002                    | 4,2953                      | 405339          | 0.0001                        | select * from CLASS5M TRADE_REQUEST where TR_B_ID = ?       | QZDAS0RVR ERIC BAR  |           |
| 4/18/13 5:18:46 PM | 0.3267                    | 2,8462                      | 18816           | 0.0001                        | select * from COPR80 NEWS_XREF where NX_CO_ID = ?           | QZDAS0INIT ERIC BAR |           |
| 4/18/13 4:19:48 PM | 0.0355                    | 2,8228                      | 98224           | 0.0001                        | select * from CLASS5M BROKER where B_ID = ?                 | QZDAS0RVR ERIC BAR  |           |
| 4/18/13 5:18:47 PM | 0.0166                    | 2,7906                      | 98868           | 0.0001                        | select * from CLASS5M NEWS_XREF where NX_CO_ID = ?          | QZDAS0RVR ERIC BAR  |           |
| 4/18/13 5:18:40 PM | 0.0001                    | 3,7681                      | 403715          | 0.0001                        | select * from CLASS5M RESULTS_DETAIL where RD_FR_ID = ?     | QZDAS0RVR ERIC BAR  |           |
| 4/18/13 5:18:46 PM | 0.1275                    | 2,8111                      | 17066           | 0.0001                        | select * from COPR80 WATCH_LIST where WL_C_ID = ?           | QZDAS0INIT ERIC BAR |           |
| 4/18/13 5:18:46 PM | 0.1101                    | 2,4590                      | 17040           | 0.0001                        | select * from COPR80 COMPANY_COMPETITOR where CP_CO_ID = ?  | QZDAS0INIT ERIC BAR |           |
| 4/18/13 5:18:48 PM | 0.0000                    | 1,6427                      | 111415          | 0.0001                        | select * from CLASS5M BROKER where B_ID = ?                 | QZDAS0RVR ERIC BAR  |           |
| 4/18/13 5:18:47 PM | 0.0035                    | 1,1900                      | 112451          | 0.0001                        | select * from CLASS5M TRADE_REQUEST where TR_B_ID = ?       | QZDAS0RVR ERIC BAR  |           |
| 4/18/13 5:04:49 PM | 0.0000                    | 1,1363                      | 105748          | 0.0001                        | select * from CLASS5M CHARGE where CH_C_TIER = ?            | QZDAS0RVR ERIC BAR  |           |
| 4/18/13 4:18:40 PM | 0.0001                    | 1,0275                      | 87957           | 0.0001                        | select * from CLASS5M TRADE_REQUEST where TR_B_ID = ?       | QZDAS0RVR ERIC BAR  |           |
| 4/18/13 5:18:47 PM | 0.0000                    | 0,7689                      | 113105          | 0.0001                        | select * from CLASS5M RESULTS_DETAIL where RD_FR_ID = ?     | QZDAS0RVR ERIC BAR  |           |
| 4/18/13 4:18:49 PM | 0.0000                    | 0,6746                      | 98404           | 0.0001                        | select * from CLASS5M RESULTS_DETAIL where RD_FR_ID = ?     | QZDAS0RVR ERIC BAR  |           |
| 4/18/13 5:18:46 PM | 0.2838                    | 0,8944                      | 18797           | 0.0001                        | select * from COPR80 TRADE_REQUEST where TR_B_ID = ?        | QZDAS0INIT ERIC BAR |           |

# Bonus tip for query profiling

- **Append an SQL comment, containing script name, to your queries**
- **You'll then be able to tie SQL to the script that generated or ran it**

```
$sql = 'select * from mytable where inv = 45';
// add SQL comment to make SQL easier to track
$sql .= ' -- This query generated by ' .
__METHOD__ . '(): ' . __FILE__;
```

- **Logged as:** `select * from mytable where inv = 45  
-- This query generated by  
Invoice::invoiceQuery(), /www/zendsvr6/htdocs/  
ap/payables.php`

# Persistent connections

- **Create a pool of database jobs**

- Known as a “connection pool”
- You will connect quickly because a job is waiting for you
- DB2 will...
  - Choose a QSQRVR job when your PHP job first connects
  - Create new jobs to handle high workload

```
Subsystem : QSYSWRK
Opt Job User Type Status
— — — — —
— QSQRVR QUSER PJ ACTIVE
— QSQRVR QUSER PJ ACTIVE
```

- **The word “persistent” may be misleading**

- No guarantee that a browser session reconnects to same job
- Between requests, cannot rely on maintaining state (QTEMP, library lists). OK within a request, though

# db2\_pconnect() to connect persistently

- `resource db2_pconnect ( string $database , string $username , string $password [, array $options ] )`
- **Persistent is much faster than non-persistent**
  - db2\_pconnect can reuse connections, reducing the time needed to connect (after the first time) to almost zero
  - SQL statement objects can also be reused, speeding queries
- **How db2\_pconnect() reuses connections**
  - Connections defined by *database*, *username*, and *password*
  - Tries to reuse an existing connection matching these 3 params
  - db2\_close() on a persistent connection does nothing
  - db2\_pclose() forces the conn to close

**Windows/Linux  
dev clients**

# “How do I develop on non-i, deploy on i?”

- **Developer goal:**
  - Develop IBM i-based PHP code on a non-i machine (Linux, Windows)
  - Connect to DB2 on IBM i using code that will also work on ‘i’ later in production
- **Requires a separate product from IBM**



# IBM DB2 Connect from Windows/Linux

- **Purchase IBM's "DB2 Connect"**
  - <http://www-01.ibm.com/software/data/db2/db2connect>
  - Not free. We'll see how this develops (no more Personal Edition)
- **Your non-i computer will host a local "dummy" DB2 database that actually accesses DB2 on your IBM i**
  - Use the same `ibm_db2` functions that you normally do
  - Configuration tips: <http://174.79.32.155/wiki/index.php/Tier2/DB2Connect>
- **Library lists (system naming) available in DB2 Connect 10.5**

# Alternative to DB2 Connect

- **ODBC no charge**
- **ODBC optimized for IBM i, not actively maintained/ supported**
- **Some have had success with it**
- **I don't recommend for mission-critical systems but you are welcome to try it, especially if your software already supports ODBC**
- **Less portable than DB2 Connect in moving app to/ from IBM i**

# Logical files

# Use ORDER BY and WHERE

- **Good news: SQL and DB2 can use the indexes of DDS-based logical files**
- **Caution: specifying a LF name doesn't guarantee that its index will be used**
- **Solution: use "ORDER BY" and "WHERE" clauses**
  - Indexes from LFs will be used automatically as appropriate
  - Avoid confusion by specifying only physical files

# Before 7.1, avoid select/omit in LFs

- **Select/omit criteria in LFs (before 7.1) caused the query optimizer to revert to Classic Query Engine (CQE) instead of the SQL Query Engine (SQE)**
- **SQE is better and newer**
- **Solution: use a WHERE clause, when possible, instead of select/omit (or upgrade to 7.1/7.2)**

# **New Global settings**

# Config file(s) for ibm\_db2

- **ibm\_db2.ini**

- Main location for these settings
- /usr/local/zendsvr6/etc/conf.d/ibm\_db2.ini
- A small file containing only ibm\_db2 settings
- Initial contents:  
`extension=ibm_db2.so`

- **php.ini**

- Less common location
- /usr/local/zendsvr6/etc/php.ini
- Large file containing hundreds of settings
- Add or modify settings under the section `[ibm_db2]`

```
*****Beginning of data*****
extension=ibm_db2.so
ibm_db2.i5_dbc_alloc=0
ibm_db2.i5_all_pconnect=0
ibm_db2.i5_max_pconnect=0
ibm_db2.i5_check_pconnect=2
ibm_db2.i5_job_sort=0
ibm_db2.i5_sys_naming=0
ibm_db2.i5_allow_commit=1
ibm_db2.i5_ignore_userid=0
```

# New ibm\_db2 config options

- In v1.9.6-sg25 of ibm\_db2 shipped with Zend Server 7+
- See change log for news
  - <http://174.79.32.155/wiki/index.php/XMLSERVICE/PHPDB2ChangeLog>
- Highlights coming right up



# Highlights new (slide 1 of 2)

| Setting                          | Default    | What it does                                                                                                                               |
|----------------------------------|------------|--------------------------------------------------------------------------------------------------------------------------------------------|
| <b>ibm_db2.i5_sys_naming</b>     | <b>0,1</b> | 1 enables library lists by default (even in LUW DB2 Connect 10.5)                                                                          |
| <b>ibm_db2.i5_blank_userid</b>   | <b>0,1</b> | When 0, blank user id/ password become invalid                                                                                             |
| <b>ibm_db2.i5_max_pconnect</b>   | <b>0-n</b> | Cleans up persistent QSQSRVR jobs every so many connections                                                                                |
| <b>ibm_db2.i5_check_pconnect</b> | <b>0-4</b> | Checks pconnect job. 0 means no test; 1-4 progressively more robust to test for a valid connection. If connection invalid, reconnect fresh |

# Highlights new (slide 2 of 2)

| Setting                                      | Values                                       | What it does                                                                                     |
|----------------------------------------------|----------------------------------------------|--------------------------------------------------------------------------------------------------|
| <code>ibm_db2.i5_log_verbose</code>          | 0,1                                          | Log DB2 errors in /usr/local/zendsvr(6)/var/logs/php.log<br><b>Alan recommends 1</b>             |
| <code>ibm_db2.i5_servermode_subsystem</code> | [empty],<br>*SAME,<br>subsystem<br>(QSYSWRK) | Exposes connection attribute SQL_ATTR_SERVERMODE_SUBSYSTEM to specify subsystem for QSQSRVR jobs |
| <code>ibm_db2.i5_guard_profile</code>        | 0,1                                          | Restore job's original "current user" at end of PHP request (this feature subject to change)     |

# Questions

# Contact and tips


## Alan Seiden

Alan Seiden Consulting

Ho-Ho-Kus, NJ

Free newsletter:

<http://alanseiden.com/tips>



---

**alan@alanseiden.com • 201-447-2437 • twitter: @alanseiden**